

For patients who require pulmonary valve replacement due to pulmonary valve regurgitation and/or stenosis

PULSTA™

Transcatheter Pulmonary Valve System

HEAD OFFICE

14, Gojeong-ro, Wolgot-myeon, Gimpo-si, Gyeonggi-do, Korea 10022

SALES OFFICE


Bldg.C 4F, 158 Haneulmaeul-ro, ilsandong-gu, Goyang-si, Gyeonggi-do, Korea 10355
E: contact@stent.net T: +82 31 904 6153 F: +82 31 904 6157

www.taewoongmedical.com

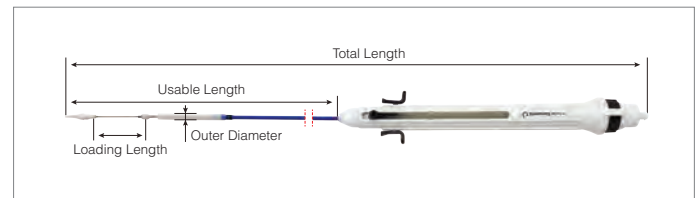
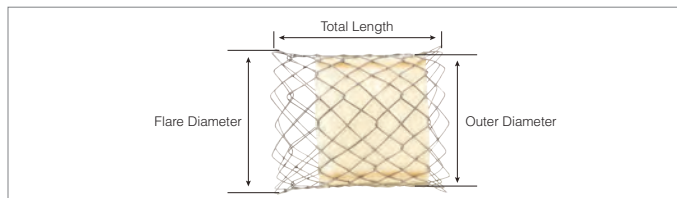


Features

- Self-expandable valve with Knitted-wire backbone
 - no need to do pre-stent and applicable for native right ventricular outflow tract
- Various valve sizes up to 32mm
- Multi-step valve tissue engineering including alpha-galactosidase treatment for longer durability
- Easy access and deployment at the main pulmonary artery landing zone
 - low profile delivery system (18, 20 French)
 - rather short loading length
- Simple and easy valve loading procedure



Ordering information



TPV Size				
Model Name	Outer Diameter (mm)	Flare Diameter (mm)	Total Length (mm)	Applicable Delivery System Model Name
TPV1828	Ø18	Ø22	28	DSF1828
TPV1838			38	DSF1838
TPV2028	Ø20	Ø24	28	DSF2028
TPV2038			38	DSF2038
TPV2231	Ø22	Ø26	31	DSF2231
TPV2238			38	DSF2238
TPV2431	Ø24	Ø28	31	DSF2431
TPV2438			38	DSF2438
TPV2633	Ø26	Ø30	33	DSF2633
TPV2638			38	DSF2638
TPV2833	Ø28	Ø32	33	DSF2833
TPV2838			38	DSF2838
TPV3038	Ø30	Ø34	38	DSF3038
TPV3238	Ø32	Ø36	38	DSF3238

Delivery System Size				
Model Name	Loading Length (mm)	Outer Diameter (Fr)	Usable Length (cm)	Total Length (cm)
DSF1828	38	18	110	138
DSF1838	46			
DSF2028	40			
DSF2038	47			
DSF2231	43			
DSF2238	49			
DSF2431	46			
DSF2438	51			
DSF2633	50			
DSF2638	53			
DSF2833				
DSF2838	20			
DSF3038		57		
DSF3238		59		

*Usable Length: Length can be inserted into human body

References

- * Novel self-expandable, stent-based transcatheter pulmonic valve: a preclinical animal study.
Kim GB, Lim HG, Kim YJ, Choi EY, Kwon BS, Jeong S. [Int J Cardiol. 2014 Apr 15;173(1):74-9.]
- * Successful Feasibility Human Trial of a New Self-Expandable Percutaneous Pulmonary Valve (Pulsta Valve) Implantation Using Knitted Nitinol Wire Backbone and Trileaflet α -Gal-Free Porcine Pericardial Valve in the Native Right Ventricular Outflow Tract.
Kim GB, Song MK, Bae EJ, Park EA, Lee W, Lim HG, Kim YJ. [Circ Cardiovasc Interv. 2018 Jun;11(6):e006494.]
- * First in human experience of a new self-expandable percutaneous pulmonary valve implantation using knitted nitinol-wire and tri-leaflet porcine pericardial valve in the native right ventricular outflow tract.
Kim GB, Kwon BS, Lim HG. [Catheter Cardiovasc Interv. 2017 Apr;89(5):906-909.]